

The National Statistical Office has collected data on permitted area both new construction, and addition or alteration since 1966. The data use for calculating the National Account (Gross Fixed Capital Formation) and Real Estate Information Center.

Data presented are the permitted construction area by municipal areas and Sub-District administrative organization with in building control regulation under the Construction Control Act : B.E. 2522 in 4Q09 of the nation. The main findings are as follows ;

1. Number of permits and construction area

In 4Q09, the total number of permitted new construction building and addition or alteration were 40,770 persons, there were composed of 35,677 persons of construction building, and 5,093 persons of civil engineering construction.

1.1 Construction building

The permitted construction building with the floor area of 12.9 million square meters, most of them (about 97.9 %) were new construction and those of

addition or alteration were 2.1 %.

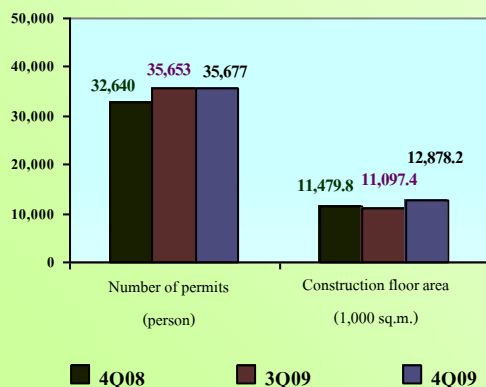
Comparing to the 3Q09, the permitted number was increased about 0.1 % and the floor area was increased about 16.1 %. If compare to the 4Q08, the permitted number increased about 9.3 % and the floor area were increased about 12.2 %.

1.2 Civil engineering construction

For the civil engineering construction, the number of permitted civil engineering construction were 5,093 persons, most of them (about 99.4 %) were new construction and 0.6 % was addition or alteration. In term of floor area such as the Car Park, Sport Ground, Petrol Station, Advertising Board, Swimming Pool etc., there were totally 581,818 square meters. In term of the length of civil engineering construction such as Water Drain, Road, Fence/Wall, Bridge, Dam etc., there were totally 394,831 meters.

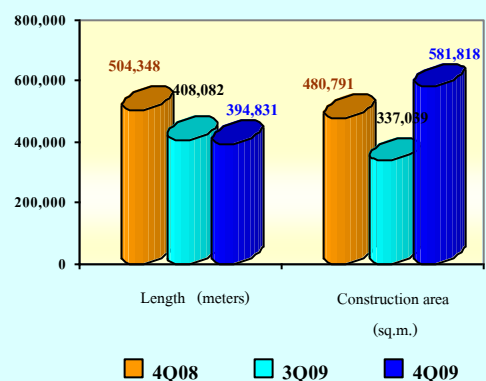
Compared with 3Q09, the number of permitted were increase about 6.7 %. And the floor area was increase 72.6 % but the length decrease 3.3 % . If compare to the 4Q08 it was found that the number of

Figure 1 Number of permitted and floor areas of new construction building, addition or alteration between 4Q08, 3Q09 and 4Q09



Source : The 2009 Construction Area : Quarter 4/2009, National Statistical Office

Figure 2 Number of permitted and floor areas of new civil engineering construction , addition or alteration between 4Q08, 3Q09 and 4Q09



Source : The 2009 Construction Area : Quarter 4/2009, National Statistical Office

permitted construction increase about 21.8 %. and the floor area of construction increase by 21.0 %, but the length of construction decrease 21.7 %

2. Type of construction building

2.1 The construction building

Most of permitted construction building floor area in 4Q09, the Residential Buildings was 9.2 million square meters of floor area (71.3%). Followed by the Commercial and Office Building were 1.7 million square meters (13.1%). Industrial and Factory Building were 1.1 million square meters (8.6 %). Hotel was 269,880 square meters (2.1 %). Education and Health Building were 156,285 square meters (1.2 %) of floor areas permitted.

The overall permitted construction floor area (12.9 million square meters.) increased of 16.1% form 3Q09, especially the construction for Education and Health Building with 156,285 square meters,

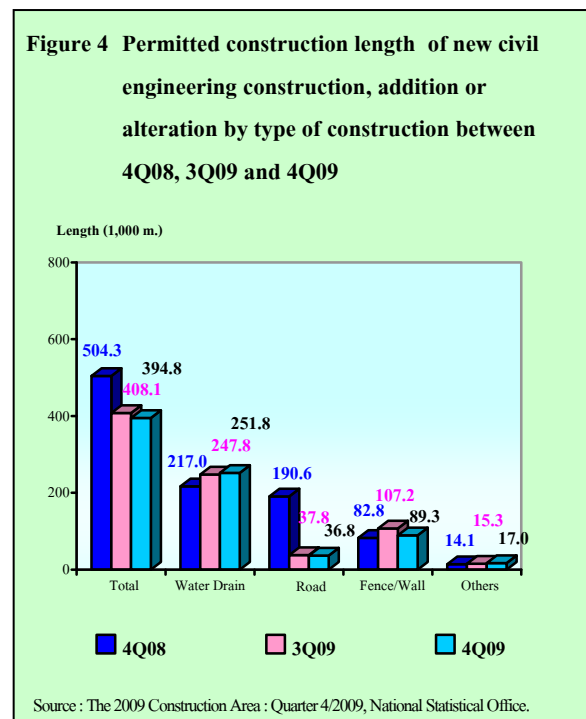
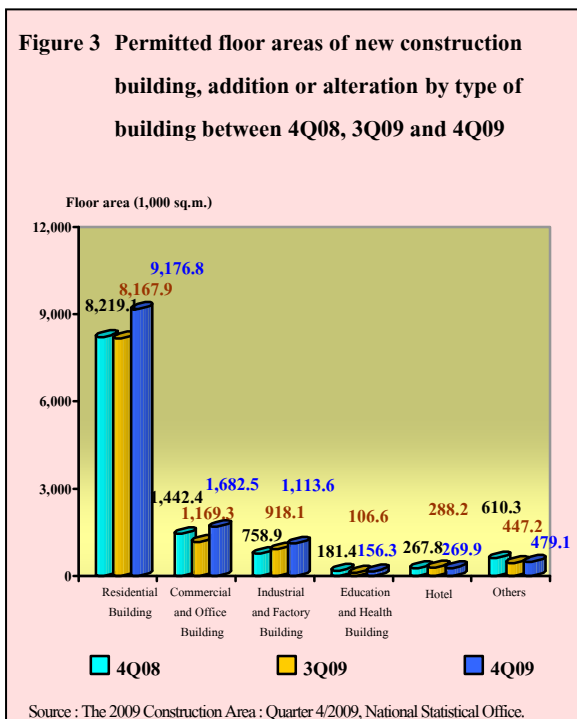
increase by 46.7 %. Followed by The Commercial and office Building increase abut 43.9 %. The Residential Buildings were 9.2 million square meters increase about 12.4 %, but the construction for Industrial and Factory Building increase by 21.3 %. and Hotel Building decrease by 6.4 % .

If compared to the 4Q08 it was found that the permitted construction floor area with 12.9 million square meters increase by 12.2 %.

2.2 The civil engineering construction

For the civil engineering construction, most of them were Water Drain construction with 251,788 meters (63.8 %). There were 89,301 meters (22.6 %) of Fence/Wall, and 36,768 meters (9.3 %) of Road.

The total length (meters) of civil engineering construction permitted were 394,831 meters, decrease of 3.3 % form 3Q09 and decrease of 21.7 % form 4Q08.



The floor area of civil engineering construction in term of the floor area such as Car Park has been permitted 418,576 square meters. (71.9 %) and Petrol Station were 56,606 square meters (9.7 %).

Compare to the 3Q09, the overall permitted construction floor area were 581,818 square meters increase, by 72.6 %, and increase about 21.0 % form 4Q08.

