

DATA SUMMARY

THE 2009 CONSTRUCTION AREA : QUARTER 2/2009



The National Statistical Office has collected data on permitted area both new construction, and addition or alteration since 1966. The data use for calculating the National Account (Gross Fixed Capital Formation) and Real Estate Information Center.

Data presented are the permitted construction area under the Construction Control Act : B.E. 2522 in 2Q09 (April - June 2009) of the nation. The main findings are as follows ;

1. Number of permits and construction area

In 2Q09, the total number of permitted new construction building and addition or alteration were 38,655 persons, there were composed of 34,227 persons of construction building, and 4,428 persons of civil engineering construction.

1.1 Construction building

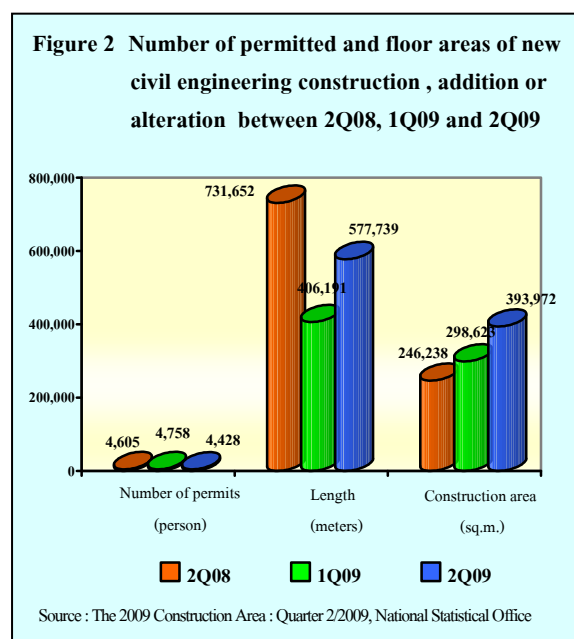
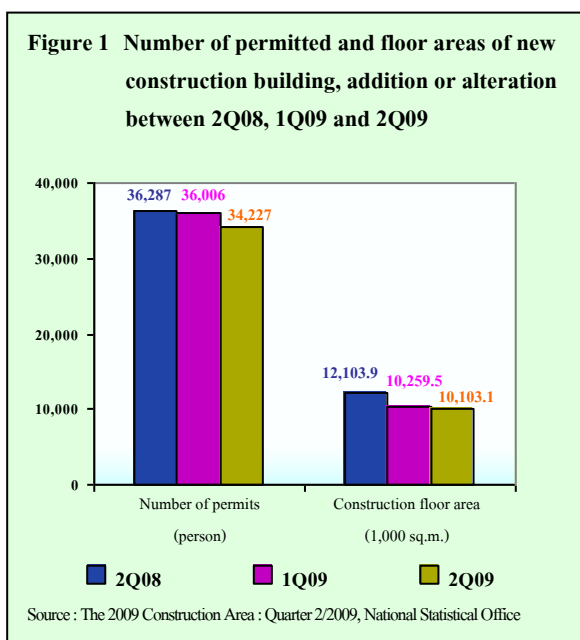
The permitted construction building with the floor area of 10.1 million square meters, most of them (about 97.9 %) were new construction and those of addition or alteration were 2.1 %.

Comparing to the 1Q09, the permitted number was decreased about 4.9 % and the floor area was decreased about 1.5 %. If compare to the 2Q08, the permitted number and the floor area were decreased about 5.7 % and 16.5 % respectively.

1.2 Civil engineering construction

For the civil engineering construction, the number of permitted civil engineering construction were 4,428 persons, most of them (about 99.4 %) were new construction and 0.6 % was addition or alteration. In term of floor area such as the Car Park, Sport Ground, Petrol Station, Advertising Board, Swimming Pool etc., there were totally 393,972 square meters. In term of the length of civil engineering construction such as Water Drain, Road, Fence/Wall, Bridge, Dam etc., there were totally 577,739 meters.

Compared with in 1Q09, the number of permitted were decrease about 7.0 %. But the floor area increase 31.9 % whereas the length increase 42.2 %.



If compare to the 2Q08 it was found that the number of permitted construction decrease about 3.8 %. The length of construction decrease 21.0 %, but the floor area of construction increase by 60.0 %.

2. Type of construction building

2.1 The construction building

Most of permitted construction building in 2Q09, the Residential Buildings was 7.3 million square meters of floor area (71.8 %). Followed by the Commercial and Office Building were 0.93 million square meters (9.2 %). Industrial and Factory Building were 1.1 million square meters (10.4 %). Hotel was 322,206 square meters (3.2 %). Education and Health Building were 66,920 square meters (0.7 %) of floor areas permitted.

The overall permitted construction floor area (10.1 million square meters.) compared to a decreased of 1.5% in 1Q09, especially the construction for Education and Health Building with 66,920 square

meters, decrease by 26.5 %. Followed by Hotel with an decrease about 11.1 %. The Residential Buildings were 7.3 million square meters decrease about 5.4 %, Commercial and Office Building were 0.93 million square meters decrease about 5.3 %. but the construction for Industrial and Factory Building increase 17.2 % .

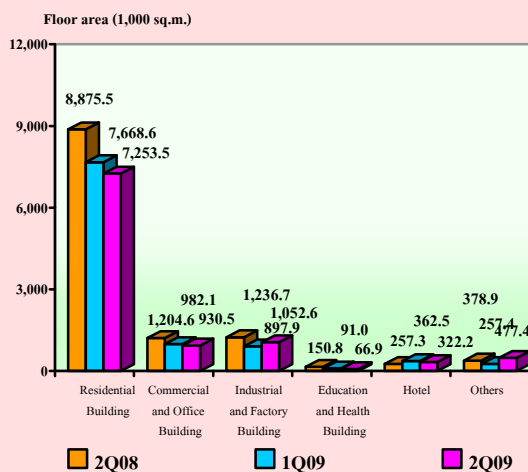
If compared to the 2Q08 it was found that the permitted construction floor area with 10.1 million square meters decrease by 16.5 %.

2.2 The civil engineering construction

For the civil engineering construction, most of them were Water Drain construction with 254,361 meters (44.0 %). There were 175,093 meters (30.3 %) of Road, and 101,983 meters (17.7 %) of Fence/Wall.

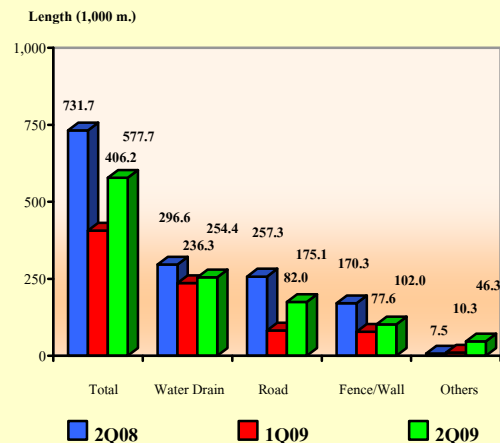
The total length (meters) of civil engineering construction permitted were 577,739 meters compared to an increase of 42.2 % in 1Q09 and decrease of 21.0 % in 2Q08.

Figure 3 Permitted floor areas of new construction building, addition or alteration by type of building between 2Q08, 1Q09 and 2Q09



Source : The 2009 Construction Area : Quarter 2/2009, National Statistical Office.

Figure 4 Permitted floor areas of new civil engineering construction, addition or alteration (length) by type of construction between 2Q08, 1Q09 and 2Q09



Source : The 2009 Construction Area : Quarter 2/2009, National Statistical Office.

The floor area of civil engineering construction in term of the floor area such as Car Park has been permitted 285,497 square meters. (72.5 %) and Petrol Station were 25,480 square meters (6.5 %).

Compare to the 1Q09, the overall permitted construction floor area were 393,972 square meters increase 31.9 %, and increase about 60.0 % in 2Q08.

