

The National Statistical Office has collected data on permitted area both new construction, and addition or alteration since 1966. The data use for calculating the National Account, Real estate Indicators and for policy maker on economics and social development plan.

Data presented are the permitted construction area by municipal areas and Sub-District administrative organization with in building control regulation under the Construction Control Act : B.E. 2522 in 4Q10 of the nation. The main findings are as follows ;

1. Number of permits and construction area

In 4Q10, the total number of permitted new construction building and addition or alteration were 39,784 persons, there were composed of 34,431 persons of construction building, and 5,353 persons of civil engineering construction.

1.1 Construction building

The permitted construction building with the floor area of 17.0 million square meters, most of them (about 98.3%) were new construction and those of

addition or alteration were 1.7%.

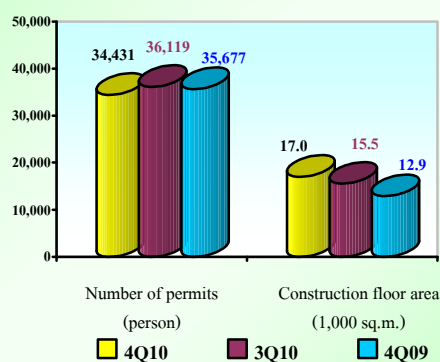
Comparing to the 3Q10, the permitted number decreased of 4.7% and the floor area increased by 9.5%. If compare to the 4Q09, the permitted number decreased by 3.5% but the floor area increased by 32.1%.

1.2 Civil engineering construction

For the civil engineering construction, the number of permitted civil engineering construction were 5,353 persons, most of them (about 99.3%) were new construction and 0.7% was addition or alteration. In term of floor area such as the Car Park, Sport Ground, Petrol Station, Advertising Board, Swimming Pool etc., there were totally 432,608 square meters. In term of the length of civil engineering construction such as Water Drain, Road, Fence/Wall, Bridge, Dam etc., there were totally 503,078 meters.

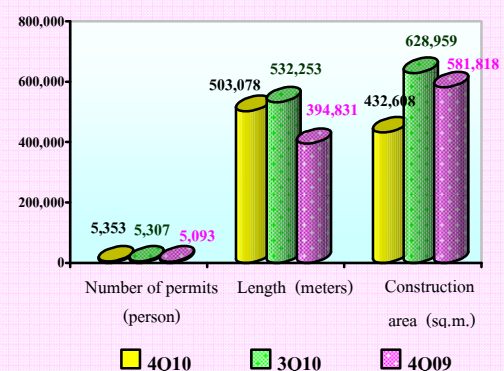
Compared with 3Q10, the number of permitted increased 0.9%. And the floor area decreased by 31.2% the length decreased by 5.5% . Compared to

Figure 1 Number of permitted and floor areas of new construction building, addition or alteration in 4Q10, 3Q10 and 4Q09



Source : The 2010 Construction Area : Quarter 4/2010, National Statistical Office

Figure 2 Number of permitted and floor areas of new civil engineering construction , addition or alteration in 4Q10, 3Q10 and 4Q09



Source : The 2010 Construction Area : Quarter 4/2010, National Statistical Office

the 4Q09 it was found that the number of permitted construction increase about 5.1%. And the length of construction increased 27.4%, but the floor area of construction decreased by 25.6%.

2. Type of construction building

2.1 The construction building

Most of permitted construction building floor area in 4Q10, the Residential Buildings was 10.6 million square meters of floor area (62.2%). Followed by Commercial and Office Building were 2.8 million square meters (16.3%). The Industrial and Factory Building were 2.2 million square meters (12.7%). For Hotel Buildings was 815,622 square meters (4.8%). Education and Health Building were 115,596 square meters.

The overall permitted construction floor area (17.0 million square meters) decreased of 9.5% from 3Q10, especially the construction for Hotel Building

increased 70.0%. The Industrial and Factory Building increased by 56.3%. The Commercial and Office Building were 2.8 million square meters increased about 52.1%. But the Education And Health Building decrease about 42.9%. The Residential Buildings were 10.6 million square meters decreased about 4.1%.

Compared to the 4Q09 it was found that the permitted construction floor area was 17.0 million square meters or increased by 32.1%.

2.2 The civil engineering construction

For the civil engineering construction, Water Drain construction were permitted 310,795 meters(61.8%). There were 107,972 meters (21.4%) of Road and Fence/Wall 71,369 meters (14.2%) .

The total length (meters) of civil engineering construction permitted were 503,078 meters, decreased 5.5% from 3Q10 and increased by 27.4% from 4Q09

Figure 3 Permitted floor areas of new construction building, addition or alteration by type of building in 4Q10, 3Q10 and 4Q09

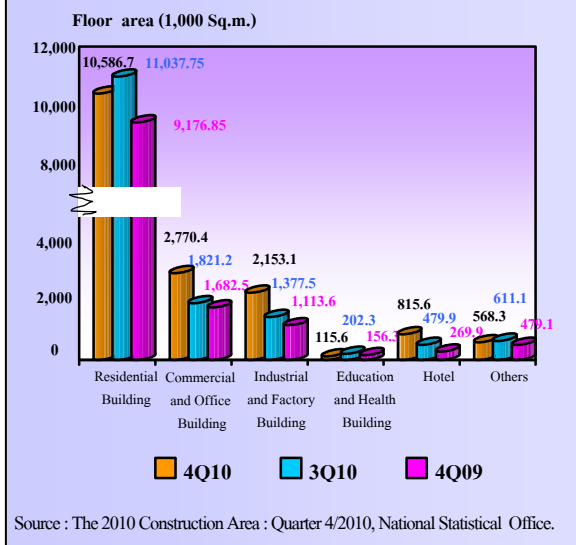
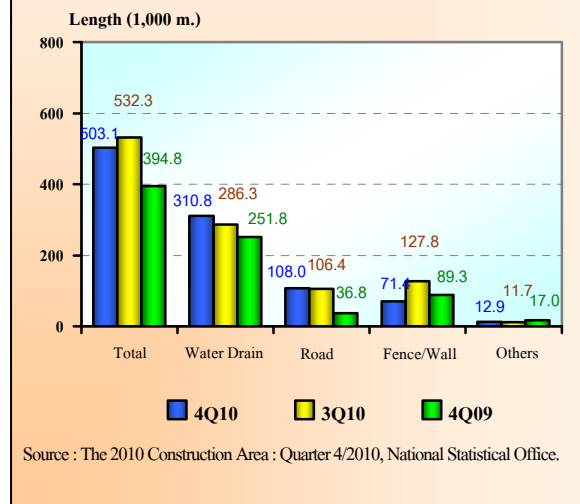


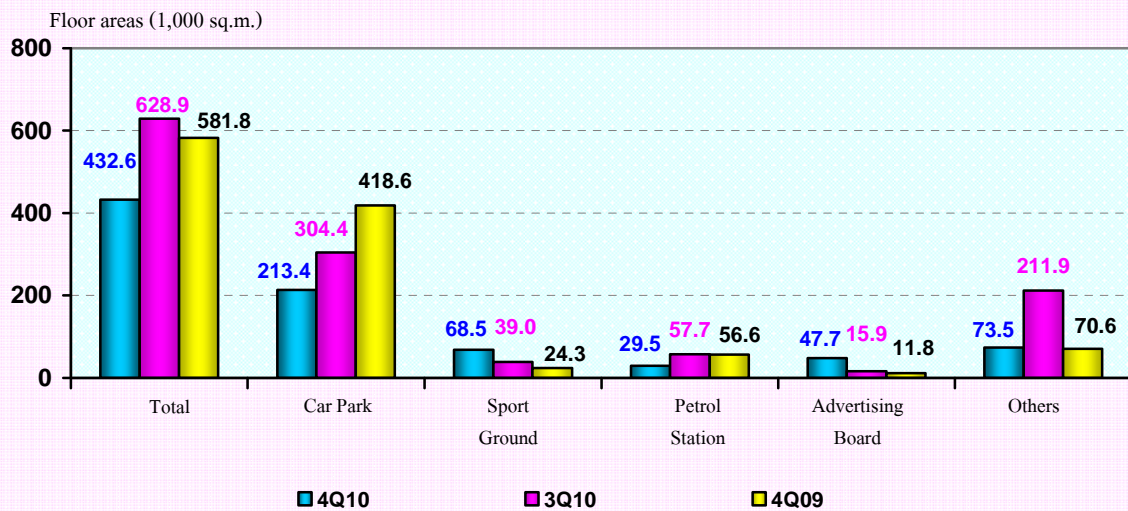
Figure 4 Permitted construction length of new civil engineering construction, addition or alteration by type of construction in 4Q10, 3Q10 and 4Q09



The floor area of civil engineering construction in term of the floor area such as Car Park has been permitted 213,383 square meters (49.3%), Advertising Board was 47,714 square meters (11.0%) and Petrol Station was 29,512 square meters (6.8%).

Compared to the 3Q10, the overall permitted construction floor area were 432,608 square meters decreased by 31.2%, and decreased about 25.6% from 4Q09.

Figure 5 Permitted floor areas of new civil engineering construction addition or alteration by type of construction in 4Q10, 3Q10 and 4Q09



Source : The 2010 Construction Area : Quarter 4/2010, National Statistical Office.